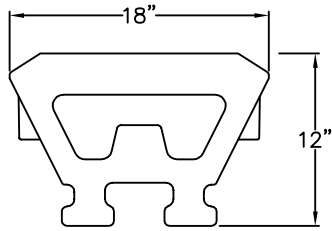


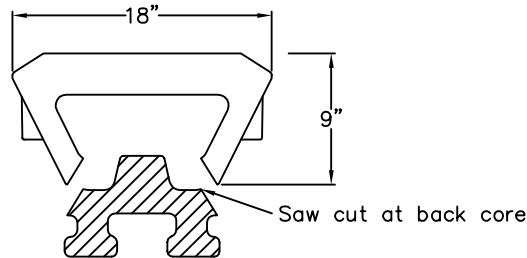
**NOTE:**

This detail is intended to be used in non-structural applications where traffic loadings are not present and height above grade does not exceed 2 ft. Structural applications and higher parapet sections should be evaluated by a structural engineer.

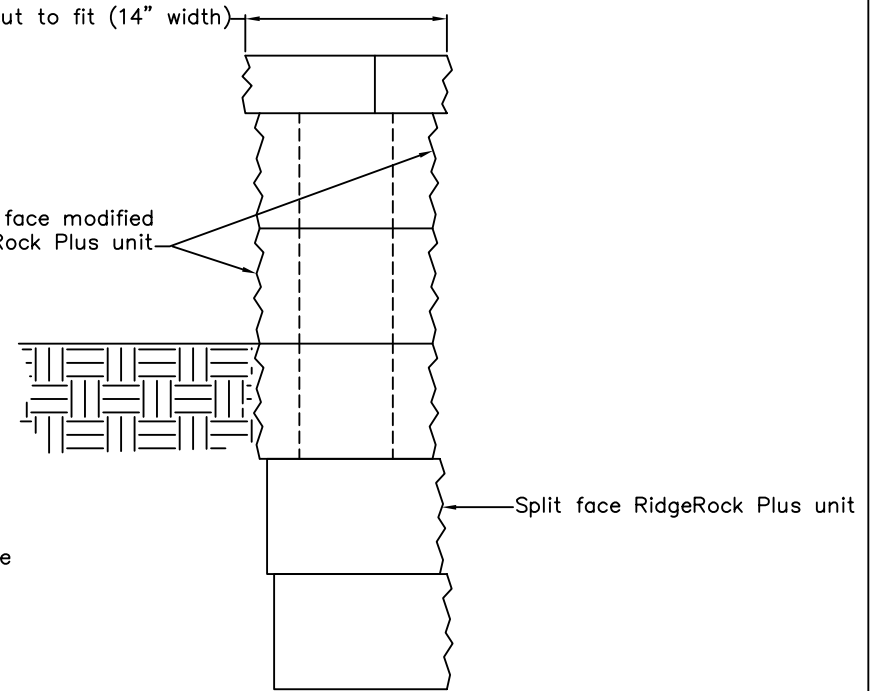
Cap units cut to fit (14" width)



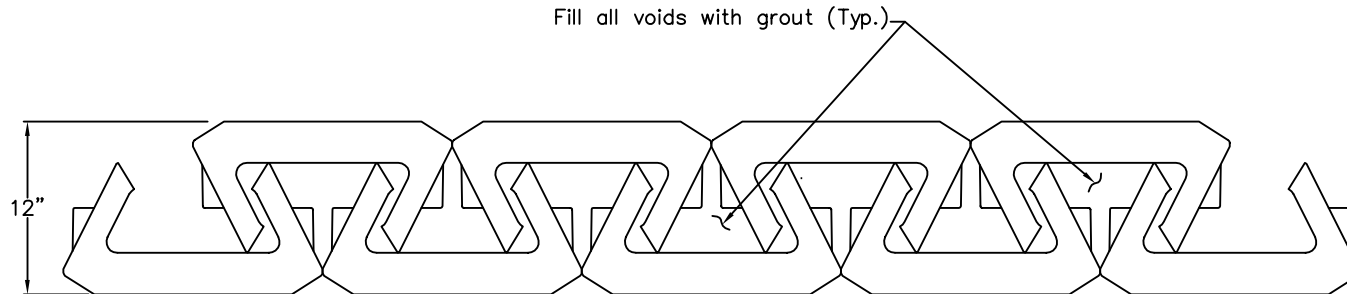
FULL BLOCK PLAN



MODIFIED BLOCK PLAN



CROSS SECTION



PLAN OF ASSEMBLED BLOCK COURSE

This drawing contains proprietary information and confidential information and shall not be used, copied or disclosed without written permission from RidgeRock Retaining Walls Inc. Protected under U.S. and foreign copyright and patent law. All rights reserved.



RidgeRock  
Retaining Walls, LLC  
P.O. Box 241233  
Charlotte, NC 28224  
704-504-3358  
Fax: 504-3038

DRAWING NAME:

**PARAPET DETAIL**

DRAWING SET:

RIDGEROCK PLUS DETAILS

REVISION DATE:

9.12.23

UNITS:

Inches

SHEET #:

1 of 1

DRAWING NAME:

12 parapet detail.dwg