
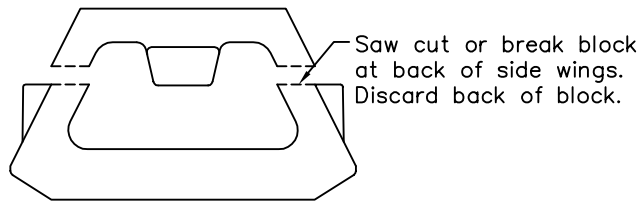


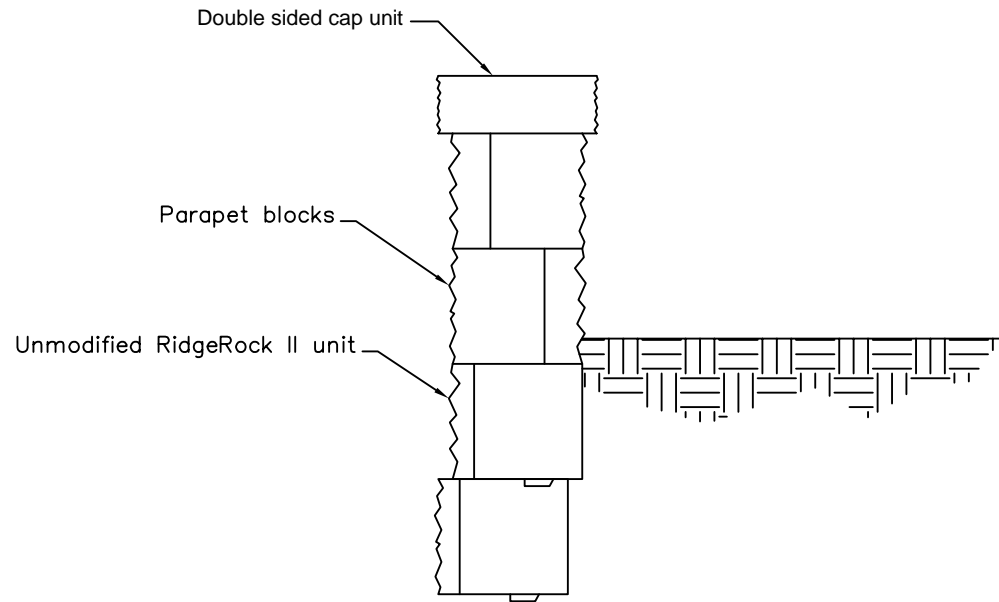
Glue all courses and fill with drainage aggregate.
 If over 2 courses above grade, consult a structural engineer.



PLAN OF ASSEMBLED BLOCK COURSE



PARAPET BLOCK CREATION



CROSS SECTION

NOTE:

This detail is intended to be used in non-structural applications where traffic loadings are not present and height above grade does not exceed 4 courses. Structural applications and higher parapet sections should be evaluated by a structural engineer.

This drawing contains proprietary information and confidential information and shall not be used, copied or disclosed without written permission from RidgeRock Retaining Walls Inc. Protected under U.S. and foreign copyright and patent law. All rights reserved.



RidgeRock
 Retaining Walls, LLC
 P.O. Box 241233
 Charlotte, NC 28224
 704-504-3358
 Fax: 504-3038

PRODUCT:

RIDGEROCK II PARAPET DETAIL

RIDGEROCK II UNIT DETAILS

REVISION DATE:	UNITS:	SHEET #:	DRAWING NAME:
9.11.23	Inches	1 of 1	RRII PARAPET